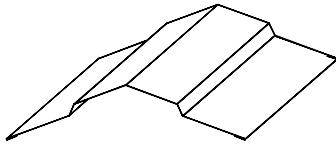
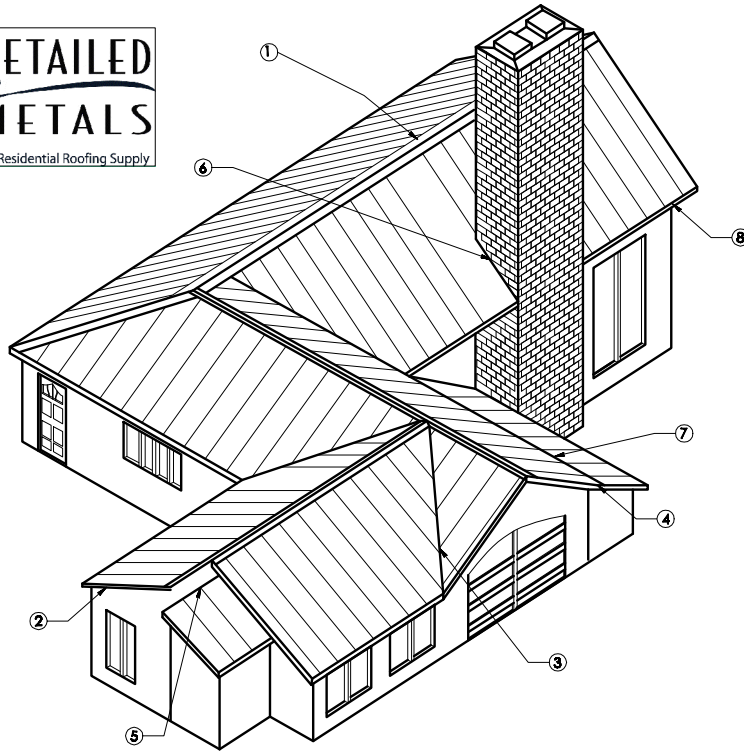
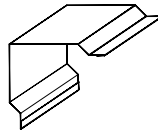


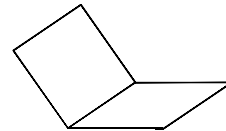
RESIDENTIAL FLASHING PROFILES



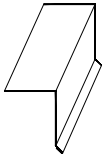
① #103 DELUXE RIDGE CAP



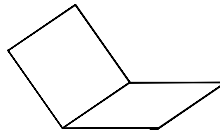
④ #104 RAKE TRIM



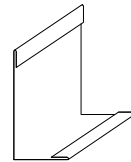
⑦ #110 ROOF TRANSITION



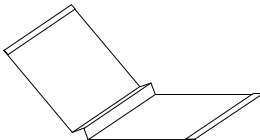
② #105 EAVE TRIM RESIDENTIAL



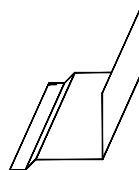
⑤ #106 END WALL FLASHING



⑧ #141 FACIA-HEMS BOTH SIDES



③ #102 W VALLEY



⑥ #100 SIDE WALL